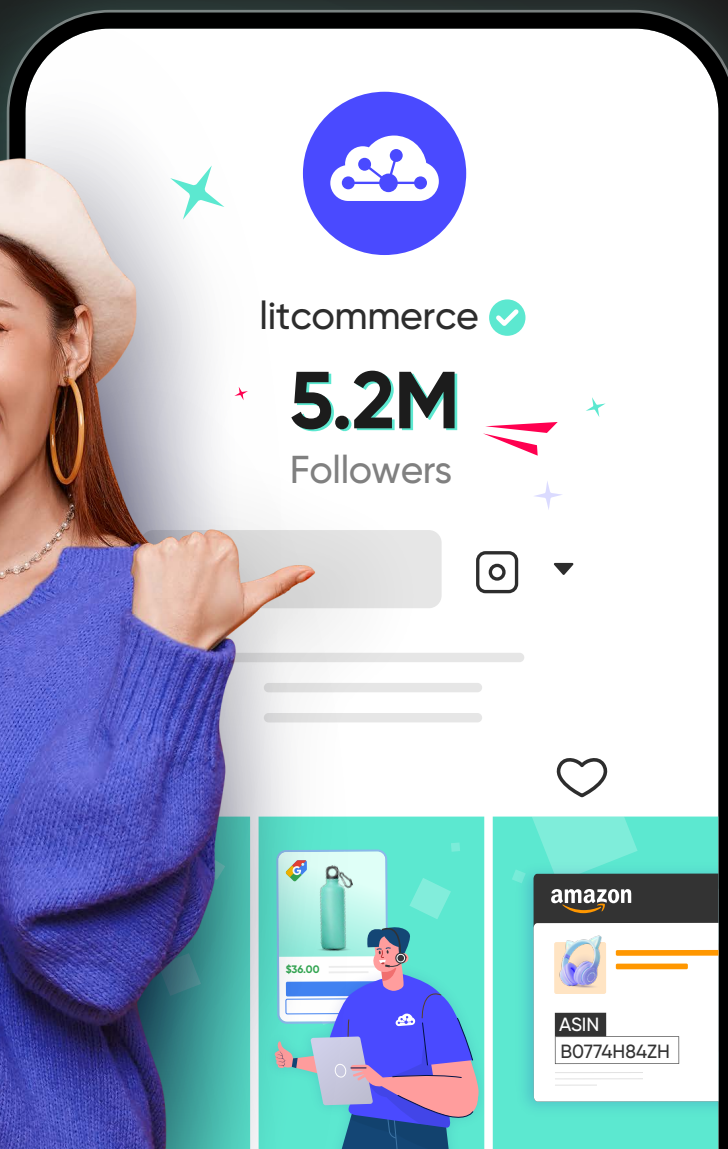




# TikTok Bio Template Guide

## for Online Sellers



# Introduction

## Why Your TikTok Bio Matters

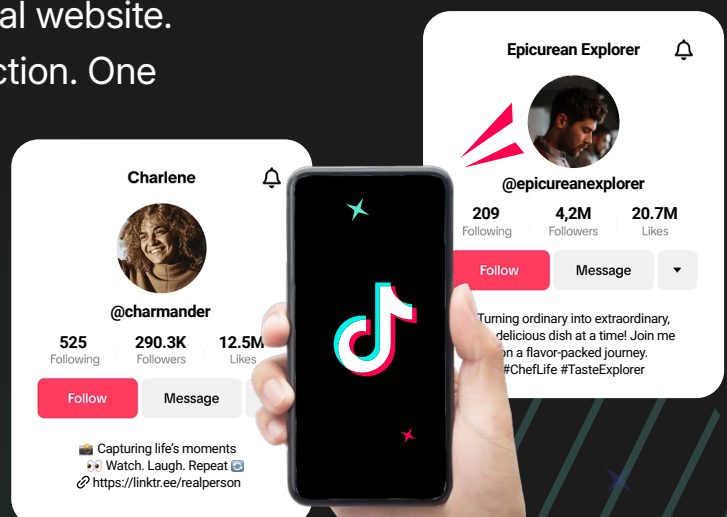
Your TikTok bio is a digital handshake. It tells potential followers and customers what you do, who you are, and why they should care - all within 80 characters. For fashion shop owners, it's even more crucial. With competition high and attention spans short, your bio must instantly communicate your brand's vibe and direct people where to go next.

### The Vibes of a TikTok Bio

The look and feel of a TikTok bio is very different from an Instagram bio. While Instagram bios tend to reflect a more millennial, curated aesthetic - earnest, informative, and polished - TikTok bios embrace a looser, Gen Z energy. On Instagram, you might find bios that include a job title, tagged accounts (like a spouse or pet), or a list of passions and contact options, all neatly organized with emoji dividers. It's often about establishing identity, authority, or lifestyle status.

On TikTok, it's all about personality. TikTok bios are typically short, snappy, and sometimes even cryptic. You might scroll onto someone's profile, read a one-liner that doesn't fully explain what they do, but it made you laugh - so you hit follow. They rely less on clarity and more on cleverness. Fewer emojis, less sincerity, more humor and edge. Bios here are crafted to spark curiosity, deliver a punchline, or say just enough to keep you intrigued.

In short: Instagram is your personal website. TikTok is your group chat introduction. One presents your brand, the other shows off your vibe.



# What Makes a Great Bio?

A great TikTok bio balances personality with purpose. Here's a go-to formula that never fails:

**[Emoji] + [Your vibe or what you sell]**

**[Emoji] + [Your brand message or personality trait]**

**[Call-to-Action - "Shop now", "Tap below", etc.]**

## Tips for Writing Your Own Great TikTok Bio

### Keep it short.

You have just 80 characters, and TikTok moves fast. The goal is to say something memorable in as few words as possible. Bios that are quick and quirky stand out more than long, cluttered ones.

### Don't be afraid to get weird.

TikTok is where humor, chaos, and personal flair thrive. Show off your personality — even if it's a little strange. Bios with weird jokes or self-deprecating humor are surprisingly effective at making people hit follow.

### Incorporate keywords.

If you're trying to be discovered, include searchable keywords. Whether you're into "handmade wigs," "midsize fashion," or "Ultimate World Cruise," those phrases help TikTok recommend your account to the right people.

### Include a call to action.

Want people to shop your drop, read your blog, or sign up for your newsletter? Say so. CTAs like "Tap below 📍," "Find recipes here," or "Pre-save my song 🎵" are common and effective.

### Bonus tips:

- Match your tone to your content: chic, cheeky, or chaotic.
- Use line breaks or emojis for structure and energy.
- Skip hashtags — they belong in captions, not bios.
- Use link-in-bio tools to direct followers to multiple places.
- Refresh your bio as your content or brand evolves.

You can also put your idea into [TikTok Bio Generator](#) and see what creative twists it comes up with.

## Can You Add a Link to Your TikTok Bio?

Yes—but with conditions. Here's what you need to know:

- **Business accounts:** Can add clickable website links right away, even without 1,000 followers. You'll need to switch from a personal to a business profile.
- **Personal accounts:** Must reach 1,000 followers to unlock the clickable link feature.
- **Registered businesses:** In some regions, TikTok may let registered businesses add links even under 1,000 followers, but you need to provide verification (business name, address, license ID).

## How to Add a Link to Your TikTok Bio

### 1. Switch to a Business Account:

- Go to your profile > tap the menu (three lines).
- Select **Settings and privacy > Account > Switch to Business Account**.
- Choose your business category and confirm.

### 2. Add Your Website Link:

- Go to **Edit profile > Website**.
- Paste your preferred link.

## Troubleshooting Tips

**Still can't add a link?** You may:

- Not have 1,000 followers (and not be a verified business).
- Still be using a personal account.
- Be trying to edit from desktop (must use the mobile app).

## Workaround for Under 1,000 Followers

You can paste a non-clickable link into your bio description. Make it short and memorable (e.g., [yourname.start.page](#)).

TikTok lets you **link one social media account** in your profile natively, and it has to be **either**:

- **Instagram**
- **Or Youtube**

You cannot link both at the same time, and you **cannot link Facebook or X (Twitter)** through TikTok's built-in options.

If you want to promote **more than one social link**, use a **Link-in-Bio tool** like:

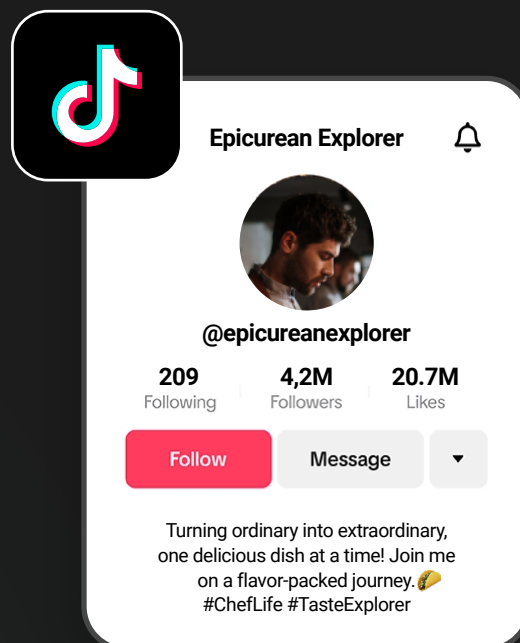
- **Linktree**
- **Beacons**
- **Buffer Start Page**
- **Carrd**

# Classic Chic Templates

Perfect for brands that are feminine, elegant, and trendy.

## 20 Examples

1. "Trendy fits for every vibe ✨ | Small biz love 💖 | Shop now ⬇️ "
2. "Elegant pieces made with love ✨ | Tap below to shop ⬇️ "
3. "Feminine style for your daily slay 😎 | Shop small ⬇️ "
4. "Parisian vibes only 🌸 | Romantic looks await ⬇️ "
5. "Classy meets comfy 👕 | Tap to browse ⬇️ "
6. "Made to twirl 💃 | Explore timeless pieces ⬇️ "
7. "For the elegant & effortless ✨ | Shop now ⬇️ "
8. "Vintage glam reimaged 👗 | New arrivals ⬇️ "
9. "Soft tones & sweet styles 🌻 | Browse below ⬇️ "
10. "Your go-to for dreamy fits ⭐ | Tap to shop"
11. "Chic essentials made with love 💖 "
12. "Wrap dresses, soft silks, and more 💋 "
13. "Your romantic capsule wardrobe 👠 "
14. "Style that whispers elegance 📸 "
15. "Your new favorite boutique ⭐ "
16. "Wardrobe goals start here 🛍️ "
17. "Be the main character 🌸 "
18. "Fall in love with every piece 💡 "
19. "Look good, feel magical ✨ "
20. "We make feminine fashion fun 💖 "





# Bold & Stylish Templates

For brands with loud, confident, and street-style aesthetics.

## 20 Examples

1. "Style that speaks 📡 | Small shop, big energy 🖱️ | Tap to shop ⬇️ "
2. "Dare to wear different 🔥 | New drops weekly ✨ | Shop now ⬇️ "
3. "Hot drops. Cool fits. 💥 | Be bold — tap below ⬇️ "
4. "Turn heads everywhere 📸 | Click to flex"
5. "Loud prints. Louder attitude 😎 | Shop now"
6. "Wear it like you mean it 👕 | Browse now"
7. "Confidence looks good on you ★ "
8. "Urban styles. Instant icons 🌐 "
9. "Color, chaos & cool 🚀 "
10. "Express. Impress. Repeat. 👗 "
11. "Run the streets in our fits 🚗 "
12. "Streetwear heat on tap 🔥 "
13. "The fashion main character 💖 "
14. "Make your closet loud 💡 "
15. "Tap for your glow-up 💡 "
16. "Big fits. Bigger energy 🚀 "
17. "Be the trend, not the follower ★ "
18. "Where bold meets beautiful 😍 "
19. "Fit check? Always on point 💪 "
20. "Click for bold street style ⬇️ "

# Clean & Professional Templates

Great for modern, minimalist, or neutral fashion aesthetics.

## 20 Examples

1. "Affordable fashion you'll love 🛍️ | Shop small 💕 | New drops below 📌 "
2. "Modern looks for modern life 🏠 | Tap to explore ⬇️ "
3. "Everyday style made simple ✅ | Click to shop ⬇️ "
4. "Sleek fashion, clean designs ✂️ | Shop below"
5. "Essential wear, elevated ✨ | Tap now"
6. "Polished pieces, daily staples 📧 | Browse now"
7. "Minimal style, major impact ● | Click to view"
8. "Simplify your wardrobe ✔️ | Shop now"
9. "Tailored, timeless, trending 🧳 "
10. "Built for real life 🏠 | New in store"
11. "Neutral tones for every day 👕 "
12. "Find your everyday uniform 📧 "
13. "Look sharp, stay comfy 🧳 "
14. "Basics that speak volumes 💡 "
15. "Closet staples, perfected 👖 "
16. "Your work-to-weekend edit 📅 "
17. "Crafted with intention 🌱 "
18. "Designed to simplify 🙌 "
19. "Quiet fashion, loud impact 🌊 "
20. "Refresh your look today 🙌🙌 "



# Minimal + Cool Templates

For capsule wardrobes and sustainable brands.

## 20 Examples

1. "Curated looks. Everyday wear. ♻️ | Shop your style ⬇️ "
2. "Less is more ❌ clutter | Ethical fashion ✔️ | Tap below"
3. "Neutral tones & cozy fits 👕 | Shop now ⬇️ "
4. "Capsule closet goals ✔️ | Click to build yours"
5. "Wardrobe essentials done right 🧥 "
6. "Timeless style in soft hues ★ "
7. "No flash. Just class. 💎 "
8. "Breathe easy fashion ✨ | Shop now"
9. "Understated pieces, maximum style ✂️ "
10. "Calm colors, clean cuts 🌿 "
11. "Everyday ease, always 🏠"
12. "Conscious fashion made simple 🌍 "
13. "Build a mindful wardrobe 🌱 "
14. "Clean fits, clean conscience ❤️ "
15. "Soft textures, sharp style 🌿 "
16. "Outfits on autopilot 🚗 "
17. "Where chill meets chic ❄️ "
18. "Slow fashion that fits fast lives ⌚ "
19. "Wear less. Wear better. ✉️ "
20. "Click to create your capsule ⬇️ "

# Edgy Vibe Templates

Perfect for punk, alt, and rebellious fashion styles.

## 20 Examples

1. "Looks that slay ⚡ | Fashion with attitude 😎 | Click to shop ⬇️ "
2. "Dark fits & killer boots 👠 | Own your vibe 🔍 "
3. "Alt style for the bold 🐱 | Tap below to shop ⬇️ "
4. "Lace, leather & chaos ★ | Explore now"
5. "Own your edge ⚠️ | Shop dark mode ⬇️ "
6. "Dare to dress loud 📢 | Click here"
7. "Grunge girl energy 🐾 | Tap to slay"
8. "Black is my happy color ⬛ "
9. "Rebel fits for rebel hearts 💖 "
10. "Tap into your alt core 🔒 "
11. "Style that bites 🦋 | Shop now"
12. "Chains, boots & attitude 👢 "
13. "Not your average outfits 🤨 "
14. "Tap to summon your fit 🌀 "
15. "Slay the system 🦋 | Shop below"
16. "High drama, low effort 🚫 "
17. "Welcome to the dark side 🌙 "
18. "Dress loud. Feel louder. 🎺 "
19. "Dark fashion. Bright future. ✨ "
20. "Built for badasses 🙌 | Click to flex"

# Final Thoughts

Your TikTok bio might seem like a small piece of text – but it holds big potential. It's your brand's first impression, a chance to express personality, and a direct path to conversions. Whether you're aiming to make someone smile, spark curiosity, or drive clicks, your bio should reflect who you are and what your shop stands for.

The best bios aren't just clear – they're clever. They're built with intention, aligned with your content, and ready to evolve as your brand grows. So don't be afraid to test, tweak, and experiment. Your next viral moment could start with a single emoji, a perfectly timed punchline, or a simple "Tap to shop 📌."

You've got the tools — now it's time to show the world your vibe.

