

How to Make Money with **AI Videos as a TikTok Shop Affiliate**



Welcome

If you're trying affiliate marketing on TikTok, you've probably heard that user-generated content (UGC) is the golden ticket. And it's true, UGC has been one of the most effective ways to drive clicks and conversions. But behind the scenes, traditional UGC creation can be frustrating, expensive, and slow.

Hiring human creators often costs **\$200–\$300 per video**, with no guarantee that the content will hit the mark. Turnaround times can stretch into weeks, often requiring multiple revisions.

Worse, creators may ghost you after upfront payment, or deliver content that completely misses the brief. For small brands or solo creators, this process is not only frustrating but unsustainable.

But with **AI-generated UGC (AI UGC)**, instead of waiting weeks and spending hundreds of dollars, you can now create **polished, product-ready videos for as little as \$8–\$10 each**. With the right tools, you can cut production time from **two weeks to two hours**, making it possible to test and publish **10 to 15 videos per day**.

This opens the door to rapid experimentation and high-volume output, something that human creators simply can't match. Plus, AI avatars are consistent, don't bring personal bias, and can be replicated across different styles and demographics with ease.

That's where this ebook comes in! It's your detailed guide on how to rake in cash with AI videos as a TikTok Shop affiliate. You'll be able to pump out more content, try out more offers, and boost your earnings... all without ever showing your face.

Let's dive in!



Table of contents

01

Things to Know Before Creating TikTok Shop Affiliate Videos

1. Foundation of TikTok Shop affiliate marketing
 - 1.2 Requirements to join TikTok Shop affiliate & what to do if you do not have 5k followers?
 - 1.3 Understanding the commission system
2. Finding winning products on TikTok Shop
 - 2.1 What makes a product sell?
 - 2.2 Free tools to analyze potential product

02

Best AI Tools for TikTok affiliate videos

1. ChatGPT & Sora: Script + cinematic AI video powerhouse
2. InVideo AI: All-in-one faceless video generator
3. Revid AI: Script-to-avatar video in minutes
4. DeeVid AI: Product-focused ad video maker
5. CapCut: AI editing + TikTok native features

03

Best AI Avatar Tools for Going Live on TikTok

1. BocaLive
2. Akool
3. VisionStory



01

Things to Know Before Creating TikTok Shop Affiliate Videos

To really boost your chances of success with AI videos as a TikTok Shop affiliate, you've got to start with the basics. That means understanding how TikTok Shop affiliate marketing actually works, and most importantly, how to find winning products. Nail this step, and you're already way ahead of the game.

Foundations of TikTok Shop affiliate marketing

Let's kick things off with the basics: what TikTok Shop Affiliate Marketing is, how to join, and how the commission system works. Getting this down first will give you a solid foundation before we dive into using AI to take your affiliate shop to the next level.

What is the TikTok Shop affiliate program?

TikTok Shop is TikTok's built-in eCommerce platform that allows users to discover and purchase products directly within the app, without ever leaving their feed. What makes this especially powerful is the **Affiliate Program**, which lets creators earn commissions for promoting products they don't own.

As an affiliate, you can:

- Browse a **catalog of thousands of products** on TikTok Shop.
- Select items to promote from verified sellers.
- Create short-form videos featuring those products.
- Add the product to your video using TikTok's "Product Anchor" (a tappable link).
- Earn a **commission** whenever someone clicks your link and buys.

For example, if you promote a product that costs \$30 with a 15% commission, you'll earn **\$4.50 per sale**.

Role	Affiliate	Seller
Product owner	✗ No	✓ Yes
Fulfillment	✗ Not your job	✓ Must handle shipping, returns, etc.
Main task	Create content to drive sales	List products and manage inventory
Revenue model	Earn commission per sale	Earn full product price minus TikTok fees

Affiliate vs. seller: what's the difference?

As an affiliate, **you focus purely on marketing**, no inventory, no shipping, no customer support. You're rewarded for your ability to generate sales via video content.

Requirements to join TikTok Shop affiliate & what to do if you do not have 5k followers?

One of TikTok Shop's most exciting features is that **you don't need to be famous** to start making money.

To join the **standard** TikTok Shop Affiliate Program:

- Must be **18 years or older**
- TikTok account with at least **5,000 followers**
- At least **50 video views in the last 28 days**
- No recent Community Guideline violations

Once approved, you'll gain access to the **Affiliate Product Marketplace**, where you can find products to promote and apply to campaigns.

TikTok also offers a **"TikTok Shop Creator Pilot Program"** designed to onboard small creators:

- You may qualify with **as few as 1,000 followers**
- There are limits on how many affiliate videos and livestreams you can do
- You still get access to selected products and earn commission

Hack for total beginners:

If you have **zero followers**, you can still promote products through TikTok Shop **as a seller-affiliate hybrid**:

1. Go to <https://seller.tiktok.com>
2. Sign up for a **TikTok Shop seller account**
3. Link your TikTok profile
4. You'll gain access to affiliate tools without needing followers

From there, you can browse the affiliate center, find hot products, and create content with embedded shopping links, even on a brand new account.

Understanding the commission system

The TikTok Shop Affiliate Program pays creators **per sale**, with **no ceiling** on how much you can earn.

Commissions vary by product and seller, but typical rates range from **5% to 25%**. Some high-ticket or niche items may offer more to incentivize promotion.

Example:

- Creatine Gummies (affiliate commission: ~10%)
- Price: \$30
- Earnings per sale: ~\$3

1 video going viral with 77,000 views could generate 200+ sales = **\$600+ in commission**.



Commission tiers (if applicable)

Some sellers offer **tiered commission structures** based on performance:

- **Base commission:** e.g., 10% on first 100 sales
- **Bonus tiers:** e.g., 12% after 500 sales or inclusion in brand campaigns
- **Custom offers:** Sellers can directly offer you higher commissions if your content performs well

You'll see these offers clearly listed on the **Affiliate Product Page**, including:

- Commission percentage
- Price per unit
- Number of weekly sales
- Refundable sample options (many sellers will refund your sample if you make a sale)

Finding winning products on TikTok Shop

If your AI video is the engine that drives clicks, the product you promote is the fuel. No matter how great your video looks, if the product isn't desirable, well-priced, or trending, your results will fall flat. TikTok Shop is full of opportunities, but success comes down to choosing the right products at the right time. This section will show you how to spot high-potential offers, use data tools to your advantage, and start promoting like a pro.

What makes a product sell?

Not all products are created equal. Some go viral with zero effort. Others flop even with a well-scripted video. So what's the difference?

Virality factors

- **Trendiness:** Is the product part of a larger social trend (e.g. skincare routines, gut health, gadget hacks)?
- **Aesthetic appeal:** Does it look good in a short video? Visual products do better, think colorful powders, smart gadgets, or dramatic transformations.
- **Utility:** Products that solve a clear problem tend to convert better (e.g. stretch mark creams, portable blenders, storage hacks).

Price vs. Commission vs. Demand

To truly succeed as an affiliate, you need to balance three key product metrics:

- **Product price:** Too cheap = low earnings; too expensive = low conversions.
- **Commission rate:** Look for 20%+ when possible, especially on mid-ticket items.
- **Market demand:** Products with at least 100+ weekly sales are usually safer bets.

Example: A \$25 pet toy with a 25% commission earns you \$6.25 per sale. If it's selling 500 units/week, there's strong momentum, and big earning potential.

Free tools to analyze potential product

If you want to consistently find winning products, **data beats guesswork**. Instead of randomly choosing what to promote, use the following tools to discover what's trending, what's selling, and what has the highest potential to go viral on TikTok.

TikTok Creative Center

This is TikTok's **official analytics hub**, packed with insights on:

- Trending videos and product categories
- Viral ad creatives (via the **"Top Ads"** section)

You can filter results by **country, industry, and time range** to uncover exactly what's working right now. It's perfect for **reverse-engineering successful content** and identifying angles you can model for your affiliate videos.

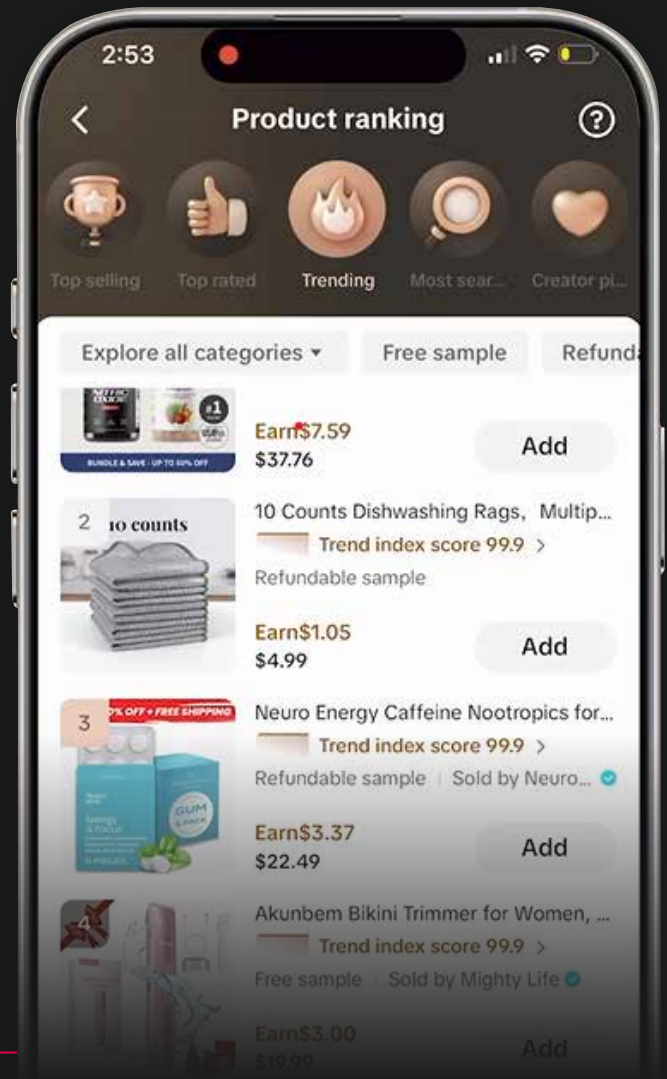
The screenshot displays the 'Top Ads Dashboard' in the TikTok Creative Center. At the top, there are filters for 'United States', 'Industry', 'Objective' (with a dropdown menu open showing options like Traffic, App Installs, Conversions, Video Views, Reach, Lead Generation, and Product sales), 'Last 30 days', and 'Ad Language'. Below these are 'Ad Format' and 'Likes' filters. A 'Sort by' section shows 'For You' as the selected option, with other options being Reach, CTR, and Others. The main content area features a 'TikTok One' section with 'Industry Formula Top 1' and 'Top 2' results, each showing video views and engagement metrics. To the right, two ad creatives are highlighted: one for 'Pet Household Products' by Michelle, showing a cat in a litter box, and another for 'Toys' by Home Hub, showing a shark slide. Both ads show their respective performance metrics: 960 Likes, Top 18% CTR, Medium Budget for the first, and 5K Likes, Top 4% CTR, High Budget for the second.

TikTok Shop Affiliate Center

To explore product offers directly, log into your **TikTok Shop Affiliate dashboard** then:

1. Go to the **"Products"** tab
2. Filter by:
 - Top selling
 - Top rated
 - Trending


These filters help you zero in on high-margin, high-converting products, so you avoid wasting time on items that won't sell. Many listings also include trend scores and seller approval status.



02

Best AI Tools for TikTok affiliate videos

Just with a few prompts and a few minutes, you can generate scroll-stopping videos that actually convert. In this section, we'll walk through discovering the best AI tools for TikTok affiliate videos, enabling you to produce AI-powered content that is both visually appealing and effective.



ChatGPT & Sora: Script + cinematic AI video powerhouse

ChatGPT (yes, the one you're using right now) is a powerful asset in your TikTok affiliate toolkit. It can help you:

- Write product hooks
- Draft video scripts using specific frameworks (like PAS or AIDA)
- Rewrite product pages into TikTok-friendly content
- Brainstorm multiple content angles per product

You can combine ChatGPT with other tools like Poppy AI or CalData to turn product research into persuasive, engaging copy in seconds.

ChatGPT is best for creating content angles, hooks, and fast copywriting.

TikTok Video Flow

1. Hook (0–3 seconds)

- **Visual:** Close-up of a clock showing *5 minutes before class*, paired with a quick zoom on your bag.
- **Text on screen:** “5 mins before class & I can still fit *everything*”
- **Audio:** Upbeat trending sound with a fast build.
- **Tip:** Keep motion quick — pan or whip transitions to create urgency.

2. Body (3–12 seconds)

Mini-scene montage:

1. **Throw in essentials** – Books, tablet, charger, water bottle, snacks. Use quick cuts for each item.
2. **Close bag with a satisfying sound** – Zip or snap in sync with the beat drop.
3. **Strut to class** – POV walking through campus with aesthetic backgrounds (cafes, greenery, hallways).
4. **Mini-style flex** – Quick mirror shot or reflection in a campus window to show outfit + bag combo.

On-screen captions: Short, energetic text for each item (“laptop ✔”, “snacks ✔”, “style ✔”).

3. CTA (12–15 seconds)

- **Visual:** You arriving at class, placing bag on desk with a confident smile.
- **Text on screen:** “One bag. All set. Zero stress. 🎒 ✨”
- **Verbal or text CTA:** “What’s one thing *you* can’t leave out of your bag?”
- **Hashtags:** #BagCheck #CampusLife #GRWM

What's more, **Sora**, OpenAI's video generation model, will be integrated into the Plus and Pro plans of ChatGPT.

Unlike other AI tools that specialize in avatars or templates, **Sora excels at cinematic, creative storytelling**, producing short, high-quality video clips from a variety of inputs.

Sora is extremely flexible, supporting three powerful input types:

- **Text to video:** Describe a scene in plain language, and Sora brings it to life
- **Image to video:** Animate static images into dynamic visuals
- **Video to video:** Remix, enhance, or stylize existing footage with AI

This opens up a world of possibilities for TikTok creators, allowing you to create rich, eye-catching videos even if you have no visual assets to start with.

It's not designed for infographics or heavy text-overlay content, but it's a perfect choice when you're looking to **stun viewers visually** or create scroll-stopping intros and B-roll.



Use cases for TikTok affiliates:

- Turn product descriptions into short, cinematic videos
- Create compelling intros for AI avatar or faceless content
- Build brand aesthetics around surreal or hyper-visual themes
- Remix trending product videos into something visually fresh
- Pair with voiceovers or music for powerful story-based affiliate marketing

💰 Pricing:

Free	\$0/month	Limited access to file uploads, data analysis, image generation, and voice mode
Plus	20\$/month	<ul style="list-style-type: none">• Extended access to GPT-5• Standard and advanced voice mode with video and screensharing• Limited access to Sora video generation
Pro	200\$/month	<ul style="list-style-type: none">• Unlimited access to GPT-5• Extended access to Sora video generation

For an in-depth guide on creating effective TikTok video scripts with ChatGPT, download our ebook, "[How to Use ChatGPT to Go Viral on TikTok](#)." It features prompt banks and step-by-step instructions for crafting viral TikTok scripts.

GET IT FOR FREE



InVideo AI: All-in-one faceless video generator

InVideo AI is one of the most beginner-friendly tools for creating TikTok affiliate videos, especially if you want to produce high-quality, faceless content without complex editing.

It offers a powerful set of features that make content creation almost hands-free. Whether you're promoting a supplement, gadget, or digital tool, InVideo AI handles the heavy lifting.



AI avatars & actors

You can either clone your own voice and appearance in minutes or choose from a growing marketplace of AI actors who can present your product in **50+ languages**. These AI presenters act as your on-screen spokesperson, perfect for giving your brand a face without ever appearing on camera.



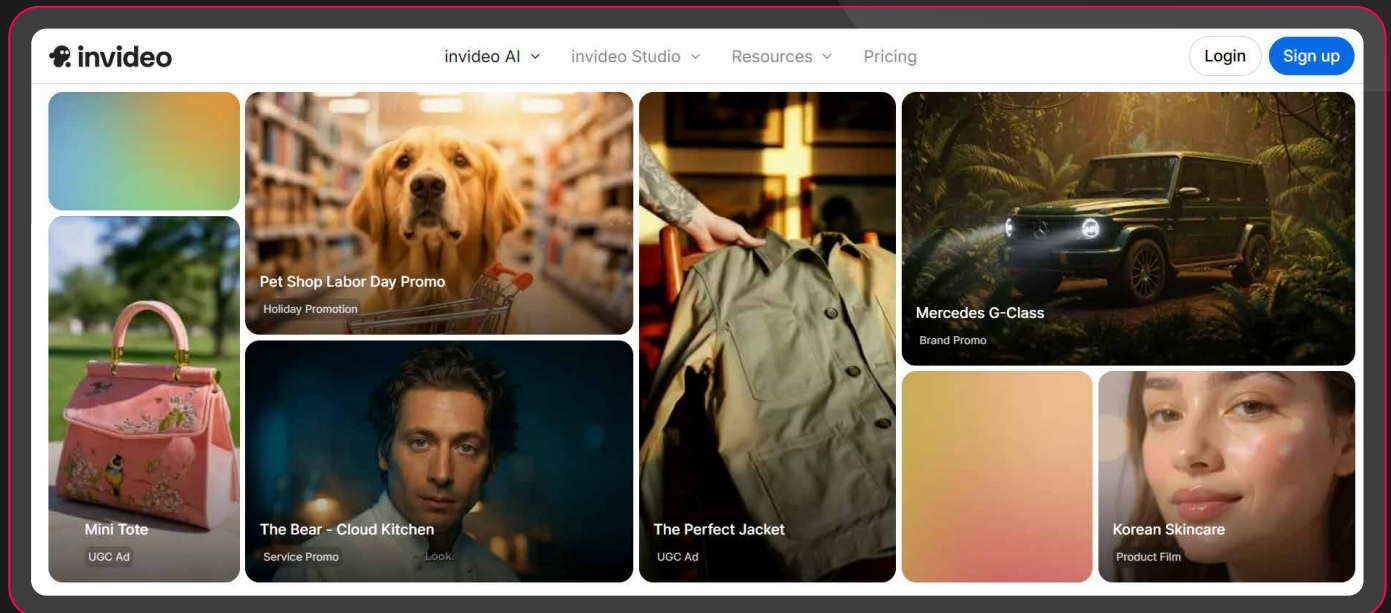
AI product video generator

This is where InVideo really shines for TikTok Shop affiliates. Just enter your product details or paste a product link. The AI will:

- Write a compelling script
- Design the scenes and layout
- Generate product photos
- Add realistic voiceovers (with multiple accent options)
- Insert subtitles and sound effects

And you'll get a **ready-to-publish TikTok video** tailored to your product, audience, and niche.

It's especially effective for health, beauty, tech, and educational content, where the focus is on **benefits and storytelling**.



👉 Pricing:

Free	\$0/month	10 Video mins and 1 AI credit per week
Plus	35\$/month	<ul style="list-style-type: none"> • 50 mins/mo of AI generation • Access to premium templates • Remove watermarks 95/mo iStock • 2 UGC product asset ads
Max	60\$/month	<ul style="list-style-type: none"> • 200 mins/mo of AI generation • Remove watermarks 320/mo iStock • 8 UGC product asset ads
Generative	120\$/month	<ul style="list-style-type: none"> • 300 secs of generative video • 8 express clones

Revid AI: Script-to-avatar video in minutes video generator

Revid AI makes it incredibly easy to turn written content into scroll-stopping TikTok videos. Whether you're starting with a product script, a blog post, or even a tweet, Revid transforms your words into fully-produced video content, complete with voiceovers, visuals, and transitions.

The entire process takes just **four simple steps**:

- **Input your content:** Paste your video script directly into the platform. You can also import text from a blog, LinkedIn post, tweet, or any webpage.
- **Choose your voice:** Select from a wide range of lifelike AI voices, or connect your ElevenLabs custom voice model. Or record your own voiceover and webcam video right within the platform, using adjustable mic and audio settings.
- **Customize your visuals:** There are different styles like stock video clips, AI-animated images, AI-generated visuals, and AI-morphed talking avatars. Choose which one the best suits your niche.
- **Generate & edit:** Revid will create a polished TikTok-ready video with synced subtitles, transitions, visuals, and voiceover. You can then fine-tune it using the built-in editing suite before exporting and uploading.

Your video narrator script

Enter your script exactly as you want it spoken, or paste a URL to import content

Once upon a time in a forest
New line to generate new content
A dragon appeared [golden dragon - will help with content generation]
<break time="1.0s" /> [will mark a pause of 1s]
And so the story begins.


show help

Number of words: 0Estimated video duration: 0 seconds

Customize options


Choose media type

Choose what media will be used to illustrate the video




AI video

Generate unique video clips using AI




Moving AI images

AI-generated images with motion effects



Stock videos


High-quality stock footage for your videos




Your own media

Will select the best of your uploaded media


Video Format



1:1




16:9



9:16

Output Examples



grilling steaks,

17

Key features:

- **AI talking avatars** with synced lip movement
- **Auto voiceover & dubbing** from any script or source
- **Auto-mode** to maintain a consistent video style across multiple clips
- Great for **faceless TikTok accounts** and niche pages with personality-driven visuals

Revid is especially well-suited for TikTok Shop affiliates who:

- Want to **create multiple styles of content quickly** (e.g., product demo, educational content, talking head explainer, meme)
- Prefer **not to be on camera**, but still want engaging and personal-feeling content
- **Auto-mode** to maintain a consistent video style across multiple clips
- Are exploring **AI influencer avatars** or branded characters

Pricing:

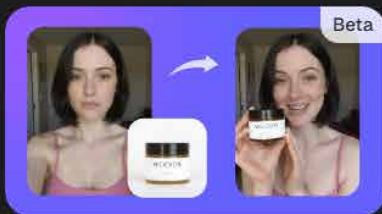
Hobby plan	\$39/month	Access 3M+ viral TikToks for inspiration
Growth plan	\$39/month	2,000 AI credits / month
Ultra plan	\$199/month	<ul style="list-style-type: none">• 12,000 AI credits / month• 10 auto-mode workers

Deevid AI: Product-focused ad video maker

DeeVid AI is a powerful ad video creation tool built specifically for **product-focused short-form content**, making it a top choice for TikTok Shop affiliates who want to showcase products visually, professionally, and fast.

Whether you're promoting gadgets, fashion, beauty, or home goods, DeeVid lets you turn a **photo, URL, or script** into a product promoting video in just minutes.

AI Ad Video Tools




Product Avatar

Create an avatar interacting with your product using one image



Product Video

Turn a product image into stunning product videos



AI Outfit

Fit any product anywhere, perfect for try-ons and product showcases

Key features:

- **Text/image to ad video:** Turn a slogan, script, or product photo into a polished video ad with visuals, voiceover, and transitions, perfect for bringing static content to life.
- **URL to ad video:** Paste any product link, and DeeVid auto-generates a scroll-ready video by pulling key features, animations, and CTAs.
- **AI outfit changer:** Instantly change your presenter's clothing style with one click — great for seasonal campaigns or A/B testing.
- **Prebuilt ad templates:** Choose from UGC, explainers, launches, and testimonials, formats optimized for TikTok.

What you can generate:

- Product avatar: Animate a product or model interacting with your item using just one image
- Product videos: Turn static product shots into dynamic video ads
- AI outfit generator: Fit products onto models, great for virtual try-ons
- Link-to-video: Convert product pages into full promotional videos

Why it's great for TikTok affiliates:

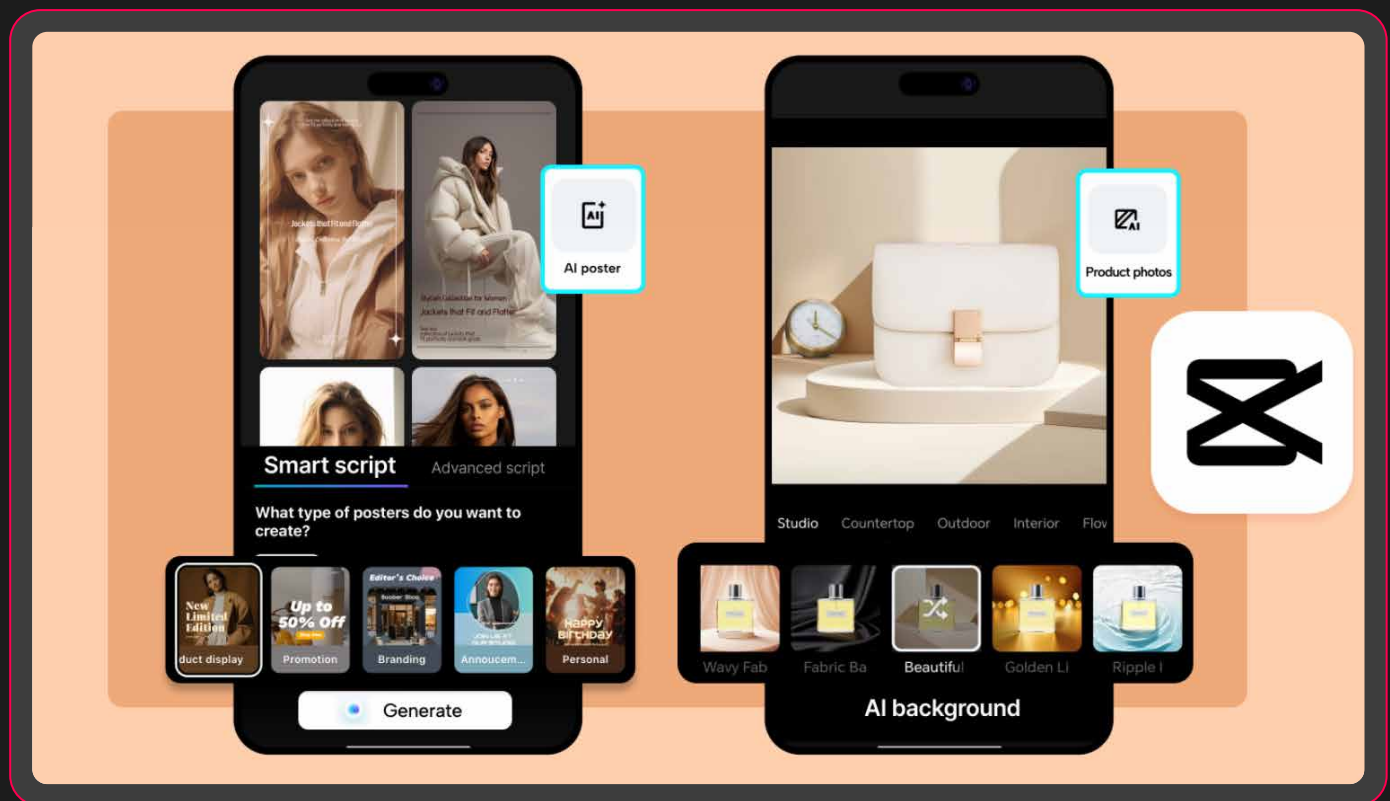
- Ultra-fast video creation workflow
- Perfect for physical product demos, try-ons, or comparisons
- Great for TikTok's UGC and storytelling styles
- Works well with AI avatars or real product visuals

Pricing:

Lite	\$14/month	200 Credits/mo (≈ 40 videos)
Pro	\$35/month	600 Credits/mo (≈ 120 videos)
Premium	\$159/month	3000 Credits /mo (≈ 600 videos)

CapCut: AI editing + TikTok native features

CapCut, developed by TikTok's parent company, is more than just a video editor. It now includes powerful **AI-enhanced editing tools** that make polishing your affiliate content fast and effortless.



Key AI features:

- **Auto captions** that sync instantly with your voiceover
- **AI text-to-speech** for creating videos without recording audio
- **AI background remover** for clean, professional visuals
- **Smart Cutout** and **Auto Resize** for platform-specific formats
- **One-tap templates** with viral effects and trending music integrations

Plus, since CapCut is tightly integrated with TikTok, you can **export your videos directly** into the app with optimized quality and sizing.

Pricing:

Free	\$0/month	Limited access to feature package
CapCut Pro	\$9.99/month	Unlocks all effects, auto-caption, HD export, asset library, etc.
Premium	\$159/month	3000 Credits /mo (\approx 600 videos)

For a deeper dive into AI video generation and editing, explore our ebook: "**15+ Best AI Tools for Faster Video Creation**." This resource offers in-depth comparisons to help you discover the ideal AI tools for your needs, ultimately reducing the time and cost associated with testing various options.

DOWNLOAD YOUR FREE GUIDE





((·)) LIVE

Select avatar appearance



Generate



03

Best AI Avatars Tools for Going Lives on TikTok

Unlike traditional AI avatars that are pre-rendered or generated from scripts, an **AI livestreaming avatar** is a real-time, animated digital character that mirrors your **live voice, facial expressions, and movements** during video interactions like livestreams.

It's powered by a combination of **AI motion tracking, facial mapping, voice syncing, and animation**, typically using just your **webcam and microphone**. As you speak and move, the avatar reacts instantly, blinking, smiling, tilting its head, even raising its eyebrows, as if it's really alive.



BocaLive

BocaLive is a powerful AI livestreaming avatar platform designed for creators and businesses who want to **reach international audiences** without ever stepping in front of a camera. With a massive library of avatars and support for over **25 languages**, BocaLive is built for scalable, multilingual content delivery that feels personal, responsive, and professional.

Real-Time Interaction Avatar

Let avatar start live broadcast and interact with your audience in real time

Try for Free



One standout feature of BocaLive is the **flexible reply system**:

- Enable **AI-driven auto replies** during livestreams, where the avatar intelligently answers audience questions
- Or switch to **manual input mode** to control the script and ensure precision in responses or product messaging

This hybrid approach is ideal for **live sales, interactive Q&A, and support-driven streams**, letting you strike the perfect balance between automation and personalization.

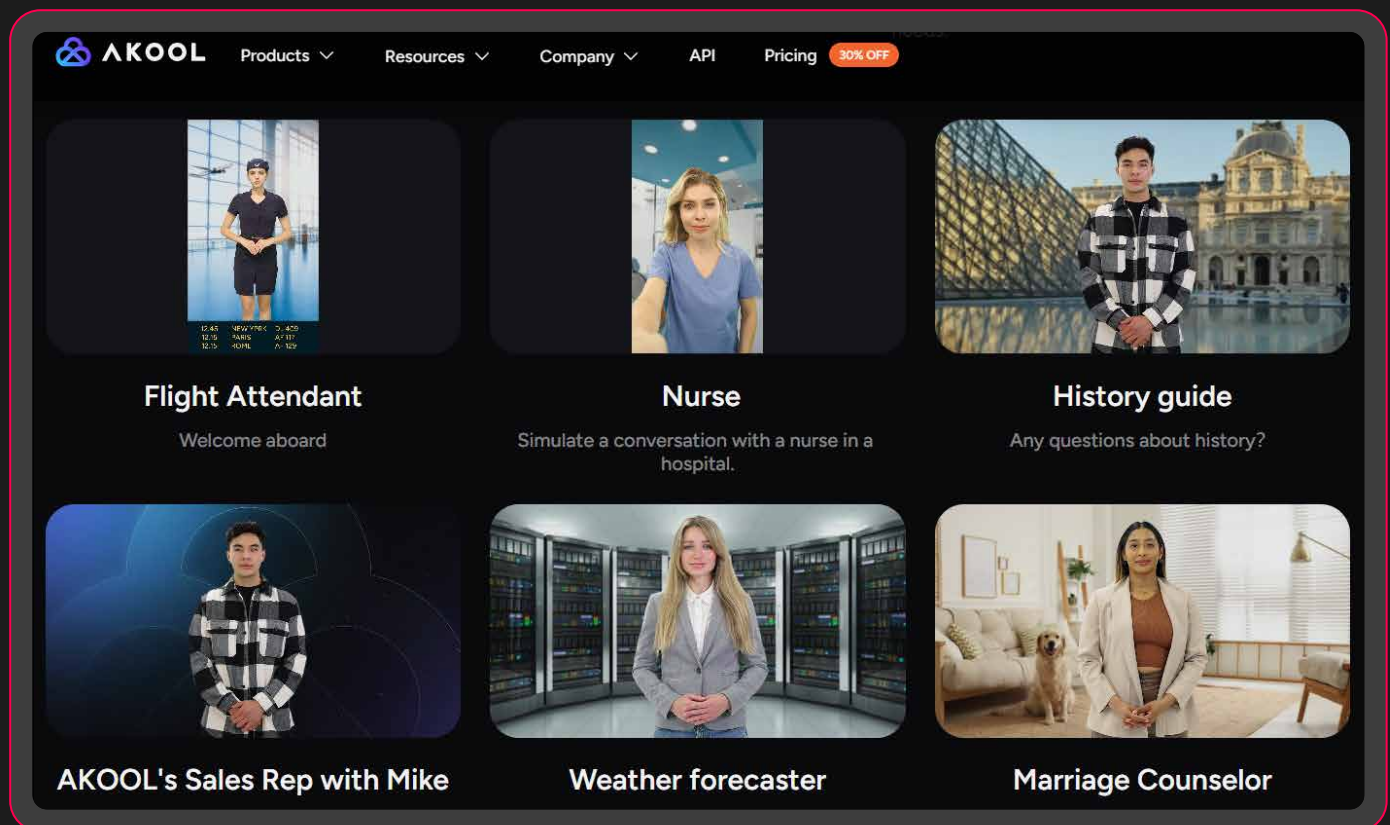
Pricing:

Free	\$0/month	10 free credits
Basic	\$58/month	Total 120 Credits/Month
Pro	\$158/month	Total 260 Credits/Month
Ultra	\$979/month	Total 180 Credits



Akool is a next-gen AI avatar platform that lets you go live on camera, without actually being on camera. It offers highly realistic, **real-time animated avatars** that mirror your voice, facial expressions, and movements using just a webcam and mic.

What makes Akool stand out is its ability to match your use case with purpose-built avatars or let you **create your own unique digital persona**.



Akool offers a library of **professionally tailored avatars**, designed for specific real-world scenarios such as:

- Doctors or health experts
- Tech instructors or coding mentors
- Customer service reps or support agents

Akool also allows you to **create your own AI-powered digital twin** — a unique avatar that represents your personal or brand identity. Whether you want something businesslike, friendly, fun, or futuristic, you can build it from scratch.

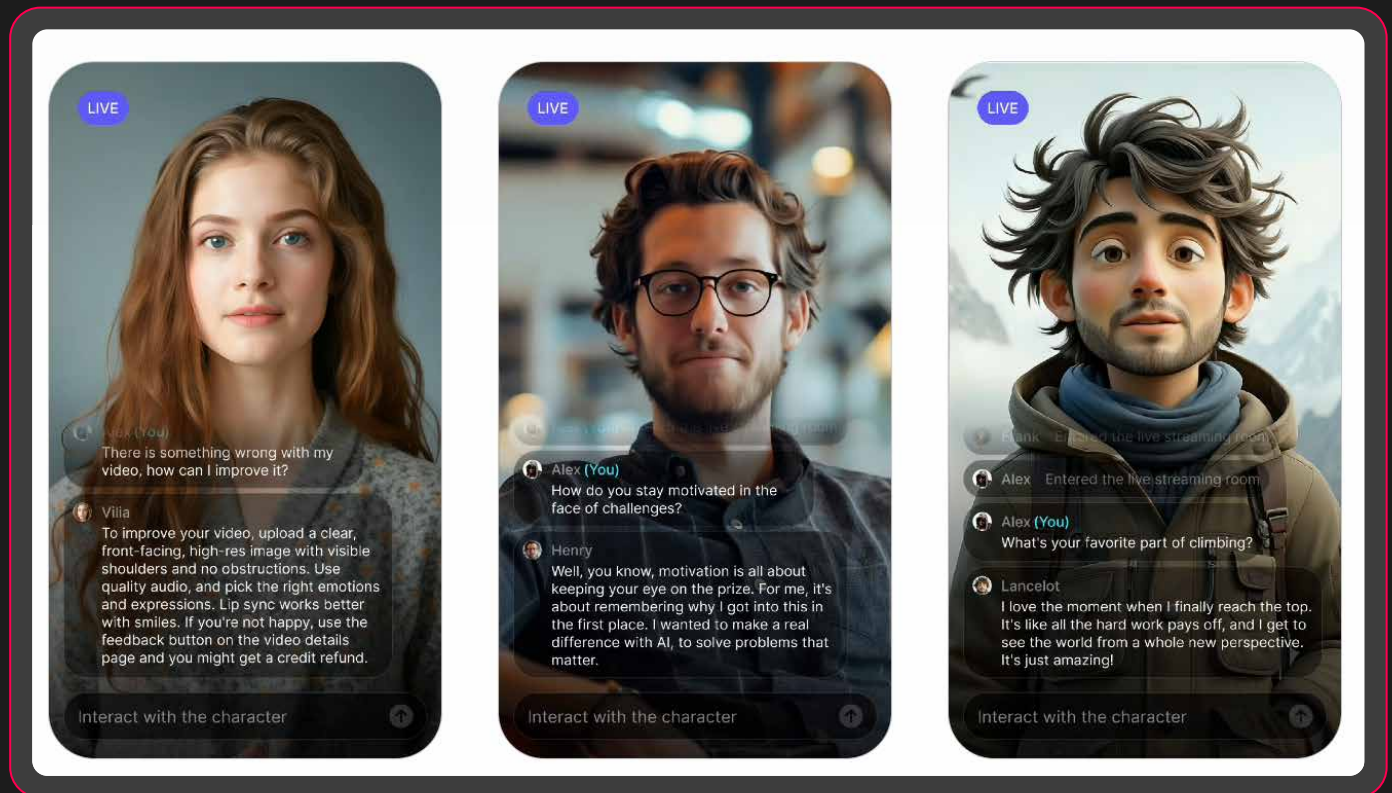
Pricing:

Basic	\$0/month	25 images or 1.5 mins of video
Pro	\$30/month	3 Custom Instant Avatar, Up to 15 mins
Pro Max	\$119/month	5 Custom Instant Avatar, Up to 30 mins
Business	\$500/month	Up to 60 mins



VisionStory

VisionStory transforms a single photo into a fully animated, lifelike AI livestream presenter. Using advanced real-time generative AI, it turns any static portrait into a dynamic virtual host, complete with lip-syncing, body movement, and multilingual voice capabilities.



With VisionStory, you can create your AI livestream is as simple as:

1. **Upload a photo** (your own or a fictional character)
2. Define your **host's name**, persona, and topic
3. Choose from a variety of **realistic AI voices**
4. Click **"Go Live"**

Your AI host takes the stage, **speaking and moving like a live broadcaster**, complete with subtle body language and facial expression syncing that brings the experience to life.

Once you're live, VisionStory enables a highly immersive experience:

- **AI chat response:** Viewers can type questions in real-time chat, and the avatar replies with fast, natural-sounding responses
- **Multilingual support:** Handle live questions in multiple languages or restrict the stream to one target language for focused communication
- **Lifelike movement:** Your AI host gestures, smiles, nods, and reacts, just like a human presenter
- **Unlimited audience:** Invite as many viewers as you like; there's no limit to how many can join your livestream

Pricing:

Basic	\$0/month	10 credits on sign up
Lite	\$4.99/month	60 credits (≈15 minutes)
Pro	\$9.99/month	120 credits (≈30 minutes)
Advanced	\$29.9 /month	480 credits (≈120 minutes)

Final Advices

When testing this method, we recommend creating **15 AI-generated TikTok videos in just 7 days**, experimenting with different content angles. Some can be **direct product promotions**, while others leaned into **educational, value-based content** like “natural remedies for stretch marks,” which softly introduced a related product at the end.

However, not every video went smoothly. A few of the health-related clips can be flagged by TikTok for **misleading claims**, which resulted in removed affiliate links and even strikes against the account. So, avoid hype, overpromising, or unverified claims, especially in the health and wellness space. Stick to what’s written on the product page, and always focus on **truthful, helpful messaging**.

As for posting, consistency matters. At minimum, aim for **one TikTok per day**, but if you really want to scale fast, post **3 or more videos daily**. The TikTok algorithm favors momentum, and more posts mean more chances to go viral. In addition, **going Live** regularly can significantly boost your results. In fact, some successful creators run **24/7 livestream loops** showcasing products and still earn steady commissions.

Finally, make it a habit to **study viral videos** in your niche. Look at their hooks, pacing, and visual style. Use what works as inspiration for your own content. With the right balance of creativity, consistency, and compliance, you can turn AI video creation into a powerful income stream.

Let’s dive in!





Thanks
for reading!